



On the Beach






About Our Topic

In the On the Beach project, your child will learn about the beach and find out about animals that live in rock pools and on the seashore. We will talk about different habitats.

They will explore days out at the beach and compare their experiences with people from the past.

They will learn about the animals that live in the sea and find out about worldwide seas and oceans. They will explore the importance of looking after the environment to keep living things safe.

They will learn about staying safe at the beach and find out about people who help us.



Key Vocab (we will be sharing with the children)

Words	Meaning
ocean	A big area of salt water.
sea	Part of the ocean that is partly surrounded by land.
rockpool	Small pools of water that form along the shoreline.
shore	The edge of the ocean or sea.
environment	The living and non-living world that affect our world.
pollution	Harmful things that are put into the environment.

Activities to bring the topic alive at home

- Plan a day at the beach and write a list of items you need to bring or activities to do whilst you are there.
- Find out about creatures that live in rockpools <https://www.youtube.com/watch?v=o2dAISu4IfY>
- Draw or make your own junk model rockpool and fill it with creatures.
- World Ocean Day is on the 8th June. How can you help to look after the ocean and the environment? Why is it so important?
- Draw a picture of what you might see if you were to look out of a submarine window. Can you label them?
- Do a beach clean. Don't forget your gloves!