








Dangerous Dinosaurs

About Our Topic

In the Dangerous Dinosaurs project, your child will find out about prehistoric animals that lived on Earth. They will learn facts about dinosaurs and discover how big some of these giant creatures were. They will learn about the difference between carnivores and herbivores. They will also find out about the animals that lived after dinosaurs and which other modern-day animals also have prehistoric relatives.

To bring our project to life we will be inviting in some reptile visitors and creating a dinosaur museum to showcase the children's work and learning. We will be using a range of different stories and non-fiction books to learn all about dinosaurs and their ancestors.



Key Vocab (we will be sharing with the children)

Words	Meaning
Dinosaur	A type of reptile that became extinct about 65 million years ago.
Reptile	A cold-blooded animal that lays eggs.
Extinct	A living thing that no longer exists.
Prehistoric	The time before people wrote about history.
Carnivore/ Herbivore/ Omnivore	A meat-eating/plant-eating/meat and plant eating animal.

Activities to bring the topic alive at home

- Go onto the [Natural History Museum](https://www.naturalhistorymuseum.org/) website and look at interesting facts about dinosaurs together.
- Go to the CBeebies [Dinosaurs](https://www.cbeebies.com/dinosaurs) website and explore the games and videos together.
- Look up interesting dinosaur facts to share with the class.
- Enjoy watching an episode or two of Andy's Dinosaur Adventures, Dinosaur Train or Dino Dana.
- Read a story or fact book all about dinosaurs.
- Make your own dinosaur footprint/fossil
<https://www.littlepassports.com/blog/craft-diy/make-dinosaur-fossils-using-salt-dough/>