







Toys



About our topic.

Our upcoming topic is *Toys!* We'll kick off by exploring a "talking box" filled with a variety of toys to spark the children's curiosity and prompt conversations about toys from both the present and the past. The children will have the chance to share their ideas and decide what they would like to learn more about. Some areas they might explore include the toys they loved when they were younger, discovering older toys that aren't as common today, how toys are made from different materials, or how some require batteries while others don't.

The school DNA strand we will be focusing on this half term is *We Feel Loved*, keep a look out for red stickers from Love Monkey. We also hope to arrange a trip to the library, where the children can search for books to dive deeper into their areas of interest. We'll need plenty of adult support for this outing, so more information will follow soon!

Key vocab

Material	<i>Material</i> is what something is made of. Just like how a blanket is made of soft cloth, or a ball might be made of rubber, toys are made from different things too. Some toys are made of hard plastic, some from squishy rubber, and others from smooth wood. The material is what makes the toy feel soft, hard, squishy, or bumpy when we touch it."
Past	<i>Past</i> means something that already happened. It's the time that has already gone by. For example, yesterday is in the past because it already happened. When we talk about old toys, we're talking about toys from a long time ago, in the past—before you were even born! The past is like a memory of things that happened before today.
Pretend	<i>Pretend</i> means using your imagination to make believe something is real, even if it's not. For example, when you play with a toy car, you might pretend it's driving on a big road, even though it's just on the floor. Or when you play with a doll, you might pretend it's a real baby that you're taking care of. Pretending is all about using our minds to make fun stories or adventures!

Activities to bring the topic alive at home

- Talk about their favourite toy when they were younger, what is different from then to now.
- Talk about toys you had as a child, look at photographs of the toys if possible.
- Ask grandparents about what toys they played with.
- Look back at baby pictures of the family.
- Look at the materials toys are made from, how do they feel, can they sort them into wood, plastic and metal.