







# Creep, Crawl and Wriggle

## About Our Topic

In the Creep, Crawl and Wriggle project, your child will learn about minibeasts and where they live.

They will observe minibeasts in their natural habitats and create shelters (minibeast hotels) for them to live in. They will explore what minibeasts, such as snails, spiders and worms, need to survive. They will compare the features of minibeasts and learn the names of their body parts.

We will learn about the importance of minibeasts and how they help the world around us. In the story Omar, The Bees and Me we will explore how we link environments (bee corridors) and can help nature to thrive.



## Activities to bring the topic alive at home

- Fridge Words – Stick the key vocabulary onto your fridge or somewhere you see everyday and try and use these words whenever you can.
- Make a junk model minibeast.
- Go on a minibeast hunt in your garden or local park. What did you find?
- Draw a picture of your favourite minibeast. If you can add some labels.

### Key Vocab (we will be sharing with the children)

Words	Meaning
habitat	Where a living thing can grow and has everything it needs to live (food, water, shelter)
insect	A small animal that has six legs.
minibeast	A small creature that doesn't have 6 legs.
creature	A living thing.
diet	What a creature eats.
corridor	A path that connects places.