








Can we explore it?

About our topic

We can't go over it. We can't go under it. We've got to go through it!
 Can we explore it? Where can we hide? It's time to discover and explore holes, hiding spaces and great adventures in faraway places.
 This half term, we'll explore the exciting features of a local park, taking in the sights and smells and collecting interesting items along the way. We'll find out about what to say and do if we get lost, share photos of places we've already explored and practise a spot of map reading. Then it's time to pack our bags for an adventure! What will we need? Ready and prepared, we'll explore a range of hideaways, play Hide-and-Seek, and guess what's inside mysterious boxes. We'll read adventure stories and dig for 'golden coins', reading out the phonemes on each coin's surface. We'll sort tubes of different lengths and widths, and we'll go on a 'number walk', hunting for numbers on doors, signs and vehicles. Then, we'll go on a bear hunt, working together to navigate a series of obstacles, draw a map and, of course, to find teddy!



Key Vocab (we will be sharing with the children)

Words	Meaning
Expedition	When we explore new places to discover exciting new things.
Investigate	To look closely at something to find out more about it. When we investigate, we explore and learn about different things to understand them better
Prepared	Getting ready for something. Having all the things you need before you start an adventure or a task. When we're prepared, we feel confident and ready to tackle whatever comes our way
Navigate	To find your way around, using a map or following signs. It's like being a detective, figuring out how to get from one place to another. We use our senses and look for clues to help us go where we want to go

Activities to bring the topic alive at home

- Take the children outside for a walk to a local park or beach. Talk about will you get there, and what will you need to take with you?
- Spend time moving in different ways, finding small places to hide in either at home or when out and about.
- Look back at photographs when you have been to different places, how did you travel there, who did you go with.
- When walking read the road signs with your child to help them see how useful they are. Can they spot any letters they know?



To support our topic, we would like to take the children to the park. We will need lots of adult helpers! If you are able to help, please can you let staff know which days are best for you. Many thanks.